



# LWV-Indy Voter Registration Training:

## General Election 2024



# Materials you will receive:

---

- PDF of this PowerPoint
- Federal Voter Registration (VR) Form
- "Election Essentials" Checklist
- 2024 Election Calendar

# What We Will Cover & How

---

- Voter Engagement & Eligibility
- Voter Registration Process (Paper & Online)
- Essential Deadlines
- VOTE.411.org
  - The LWV's one-stop-shop for voting needs!
- IndianaVoters.com (Secretary of State website)
- Voter ID Requirements
- Making an Election Day Plan



# Voter Engagement

---

- Be helpful, friendly, and encouraging.
- Engage people on their own terms.
- No saviors, please.



- Know your audience. Ask a question that engages rather than puts someone on the defensive.
    - Are you ready for Election Day?
    - Is your voter registration current?
    - May I help you verify your registration?
- VERSUS
- Are you registered to vote?

# Voter Eligibility

---

## Federal Requirements

- Be a citizen of the United States.
- Be at least 18 years of age on the day of the next general (November) election.
- Be REGISTERED to vote.

## Indiana Requirements

- Have resided in your voting precinct at least 30 days before the next election.
- Not currently be in imprisoned after being convicted of a crime.

# Voter Registration: Paper vs. Online

---

## Paper

- Use the FEDERAL form!
  - AKA: National VR form
- The State of Indiana form requires you give a receipt with your HOME address to the voter.

## Online

- [VOTE411.org](http://VOTE411.org)
  - Gathers voter info before redirecting voters to [IndianaVoters.com](http://IndianaVoters.com) (technically where registration happens). Why start with VOTE411? It captures emails & send Election Day reminders! GOTV!!!

## Voter Registration Application

Before completing this form, review the General, Application, and State Instructions.

Are you a citizen of the United States of America? <input type="checkbox"/> Yes <input type="checkbox"/> No		This space for office use	
Will you be 18 years old on or before election day? <input type="checkbox"/> Yes <input type="checkbox"/> No			
<b>If you checked "No" in response to either of these questions, do not complete form.</b> (Please see state-specific instructions for rules regarding eligibility to register prior to age 18.)			
1	<input type="checkbox"/> Mr. <input type="checkbox"/> Miss <input type="checkbox"/> Mrs. <input type="checkbox"/> Ms.	Last Name	First Name Middle Name(s)
2	Home Address		Apt. or Lot # City/Town State
3	Address Where You Get Your Mail If Different From Above		City/Town State
4	Date of Birth Month Day Year	5 Telephone Number (optional)	6 ID Number - (See item 6 in the instructions for your state)
7	Choice of Party (see item 7 in the instructions for your State)	8 Race or Ethnic Group (see item 8 in the instructions for your State)	
9	<p>I have reviewed my state's instructions and I swear/affirm that:</p> <ul style="list-style-type: none"> <li>I am a United States citizen</li> <li>I meet the eligibility requirements of my state and subscribe to any oath required.</li> <li>The information I have provided is true to the best of my knowledge under penalty of perjury. If I have provided false information, I may be fined, imprisoned, or (if not a U.S. citizen) deported from or refused entry to the United States.</li> </ul> <p>Please sign full name (or put mark) ▲ Date: _____ Month Day Year</p>		

If you are registering to vote for the first time: please refer to the application instructions for information on submitting copies of valid identification documents with this form.

### Please fill out the sections below if they apply to you.

If this application is for a change of name, what was your name before you changed it?

A	<input type="checkbox"/> Mr. <input type="checkbox"/> Miss <input type="checkbox"/> Mrs. <input type="checkbox"/> Ms.	Last Name	First Name	Middle Name(s)
---	--	-----------	------------	----------------

If you were registered before but this is the first time you are registering from the address in Box 2, what was your address where you were registered before?

B	Street (or route and box number)	Apt. or Lot #	City/Town/County	State
---	----------------------------------	---------------	------------------	-------

If you live in a rural area but do not have a street number, or if you have no address, please show on the map where you live.

C	<ul style="list-style-type: none"> <li>Write in the names of the crossroads (or streets) nearest to where you live.</li> <li>Draw an X to show where you live.</li> <li>Use a dot to show any schools, churches, stores, or other landmarks near where you live, and write the name of the landmark.</li> </ul>									
	<table border="1"> <tr> <td>Example</td> <td rowspan="2">Route #2</td> <td>● Grocery Store</td> </tr> <tr> <td></td> <td>Woodchuck Road</td> </tr> <tr> <td>Public School ●</td> <td></td> <td>X</td> </tr> </table>	Example	Route #2	● Grocery Store		Woodchuck Road	Public School ●		X	
Example	Route #2	● Grocery Store								
		Woodchuck Road								
Public School ●		X								

If the applicant is unable to sign, who helped the applicant fill out this application? Give name, address and phone number (phone number optional)

D	
---	--

Mail this application to the address provided for you.

# Federal Form

- Valid in all states and territories & good for all elections (federal, state, & local).

[National Voter Registration Application Form](#)

[Available in 21 languages.](#)

Top Half -  
**ALWAYS** fill  
this half out!

## Voter Registration Application

Before completing this form, review the General, Application, and State specific instructions.



Do not alter the form!

You may highlight box numbers but NOT areas where the voter writes.

<b>1</b> Are you a citizen of the United States of America? <input type="checkbox"/> Yes <input type="checkbox"/> No		This space for office use only.	
Will you be 18 years old on or before election day? <input type="checkbox"/> Yes <input type="checkbox"/> No			
<b>If you checked "No" in response to either of these questions, do not complete form.</b> (Please see state-specific instructions for rules regarding eligibility to register prior to age 18.)			
<b>1</b> <input type="checkbox"/> Mr. <input type="checkbox"/> Miss <input type="checkbox"/> Mrs. <input type="checkbox"/> Ms. Last Name		First Name	
		Middle Name(s)	<input type="checkbox"/> Jr <input type="checkbox"/> II <input type="checkbox"/> Sr <input type="checkbox"/> III <input type="checkbox"/> IV
<b>2</b> Home Address		Apt. or Lot #	City/Town
		State	Zip Code
<b>3</b> Address Where You Get Your Mail If Different From Above		City/Town	State
		Zip Code	
<b>4</b> Date of Birth		<b>5</b> Telephone Number (optional)	
Month Day Year			
<b>7</b> Choice of Party (see item 7 in the instructions for your State)		<b>6</b> ID Number - (See item 6 in the instructions for your state)	
<b>8</b> Race or Ethnic Group (see item 8 in the instructions for your State)			
<b>9</b> I have reviewed my state's instructions and I swear/affirm that: <ul style="list-style-type: none"><li>■ I am a United States citizen</li><li>■ I meet the eligibility requirements of my state and subscribe to any oath required.</li><li>■ The information I have provided is true to the best of my knowledge under penalty of perjury. If I have provided false information, I may be fined, imprisoned, or (if not a U.S. citizen) deported from or refused entry to the United States.</li></ul>		Please sign full name (or put mark) ▲	
		Date: _____	
		Month Day Year	

**If you are registering to vote for the first time:** please refer to the application instructions for information on submitting copies of valid identification documents with this form.



# Bottom Half - use when updating info

- OLD name and/or address the voter was registered by goes on the bottom half.
- Box C: Rural Addresses
- Box D: Assistance

**Please fill out the sections below if they apply to you.**

If this application is for a **change of name**, what was your name before you changed it?

<b>A</b>	<input type="checkbox"/> Mr. <input type="checkbox"/> Miss	Last Name	First Name	Middle Name(s)	<input type="checkbox"/> Jr	<input type="checkbox"/> II
	<input type="checkbox"/> Mrs. <input type="checkbox"/> Ms.				<input type="checkbox"/> Sr	<input type="checkbox"/> III <input type="checkbox"/> IV

If you were **registered before but this is the first time you are registering from the address in Box 2**, what was your address where you were registered before?

<b>B</b>	Street (or route and box number)	Apt. or Lot #	City/Town/County	State	Zip Code

If you live in a rural area but do not have a street number, or if you have no address, please show on the map where you live.

<b>C</b>	<input type="checkbox"/> Write in the names of the crossroads (or streets) nearest to where you live.									
	<input type="checkbox"/> Draw an X to show where you live.									
	<input type="checkbox"/> Use a dot to show any schools, churches, stores, or other landmarks near where you live, and write the name of the landmark.									
	<table border="1"><tr><td>Example</td><td rowspan="2">Route #2</td><td>● Grocery Store</td></tr><tr><td></td><td>Woodchuck Road</td></tr><tr><td>Public School ●</td><td></td><td>X</td></tr></table>	Example	Route #2	● Grocery Store		Woodchuck Road	Public School ●		X	
Example	Route #2	● Grocery Store								
		Woodchuck Road								
Public School ●		X								

If the applicant is unable to sign, who helped the applicant fill out this application? Give name, address and phone number (phone number optional).

<b>D</b>	
----------	--

**Mail this application to the address provided for your State.**

# Have a Plan

---

- MUST be turned in within 10 days.
  - LWV best practice = 48 to 72hrs
- MUST also be turned in BEFORE the voter registration deadline.
  - Do not mail into Voter Registration
  - Will you have time to drive downtown and deliver?



# Completed Forms

DO NOT mail  
the forms in

- Application forms must be dropped off ~~or mailed~~ WITHIN 10 DAYS to the County Election Board or Indiana Election Division. Three ways to hand-deliver forms:

## Marion County Board of Voter Registration

City-County Building

200 E. Washington Street, #W-131

Indianapolis, IN 46204

(317) 327-5040 8AM - 4:30PM

Election Services Center (free parking)

3737 E. Washington St.

Indianapolis, IN 46201

(317) 327-5040 8AM - 4:30PM

Indiana Election Division - Office of the Secretary of State

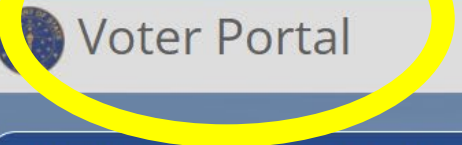
Indiana Government Center South

302 W. Washington St., Room E-204

Indianapolis, IN 46204-2743

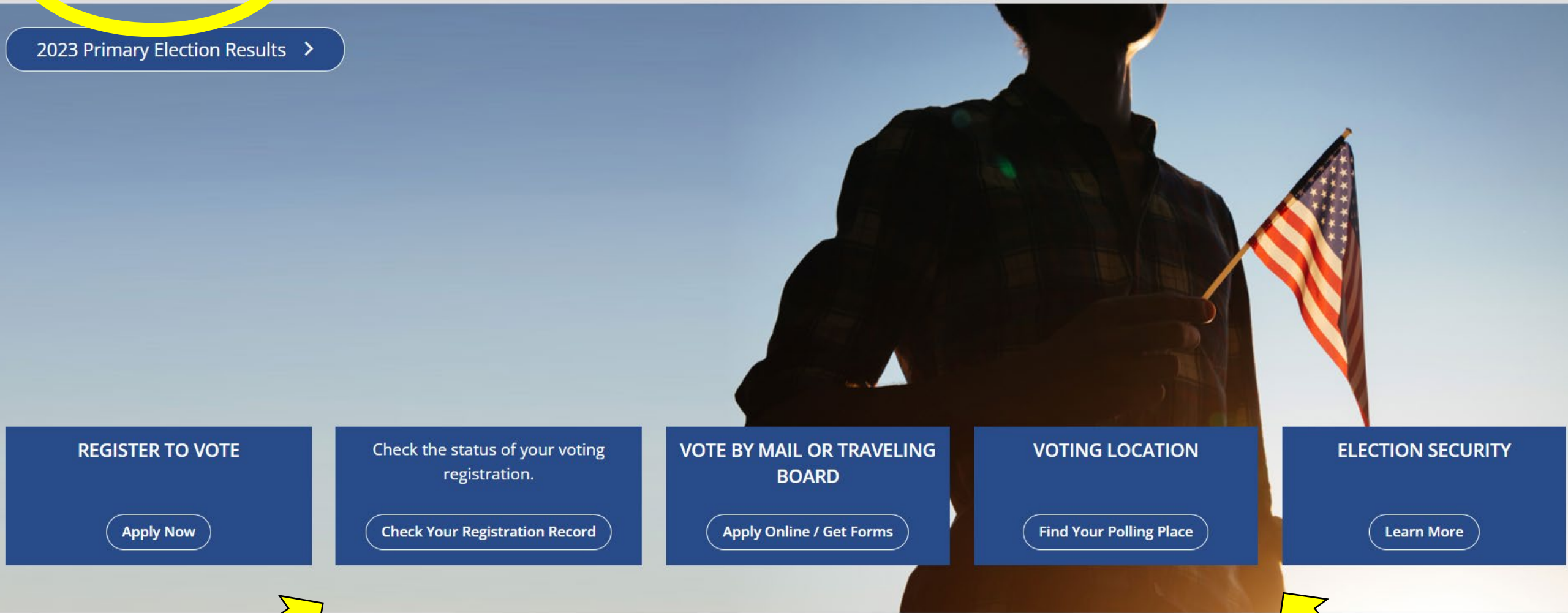
(317) 232-3939

8AM - 5PM



Current Total of Registered Indiana Voters: 4,645,373.

2023 Primary Election Results >



REGISTER TO VOTE

Apply Now

Check the status of your voting registration.

Check Your Registration Record

VOTE BY MAIL OR TRAVELING BOARD


Apply Online / Get Forms

VOTING LOCATION

Find Your Polling Place

ELECTION SECURITY

Learn More



Indianavoters.com

## Register to vote, it's easy to apply!



Upcoming election **November 7, 2023**: Deadline to register to vote is **October 10, 2023**.

### What you need to register:

1. Have a valid Indiana Driver's License or Indiana State Identification Card.
2. Be a citizen of the United States.
3. Be at least 18 years old on or before the next general, municipal or special election. (A 17-year-old may register and vote in the primary election if the voter turns 18 on or before the next general or municipal election.)
4. Have lived in your precinct for at least 30 DAYS before the next general, municipal, or special election.
5. Not currently imprisoned after being convicted of a crime.

### To begin your voter registration application, please enter the following information:

First Name  Last Name

Indiana Driver's License or Identification Card Number

I qualify as a voter with print disabilities, which is defined as an individual who is unable to independently mark a paper ballot or ballot card due to blindness, low vision, or a physical disability that impairs manual dexterity. I understand that if I confirm this statement knowing that it is not true then I am committing perjury and can be fined up to \$10,000, jailed for up to two and one half years or both.

- YES  
 NO

I Accept the Terms of Use

Update Registration Info

Check Registration Status

Begin New Registration

# Online VR Caveat . . .

# Essential Deadlines

- Voter Registration Deadline: October 7<sup>th</sup>, 2024 at 11:59PM
  - \*Postmarks DO NOT count
- Early Voting OCTOBER Begin: October 8, 2024
  - That doesn't mean it will begin on that date in your county! [IC 3-11-10-26.3]
- Absentee-by-Mail Application Deadline: October 24<sup>th</sup>, 2024 by 11:59pm
  - \*Postmarks DO NOT count.
- Early Voting Ends: November 4<sup>th</sup>, 2024 at Noon
- Election Day: November 5<sup>th</sup>, 2024 from 6am-6pm
- Voter Registration Re-opens: December 2<sup>nd</sup>, 2024

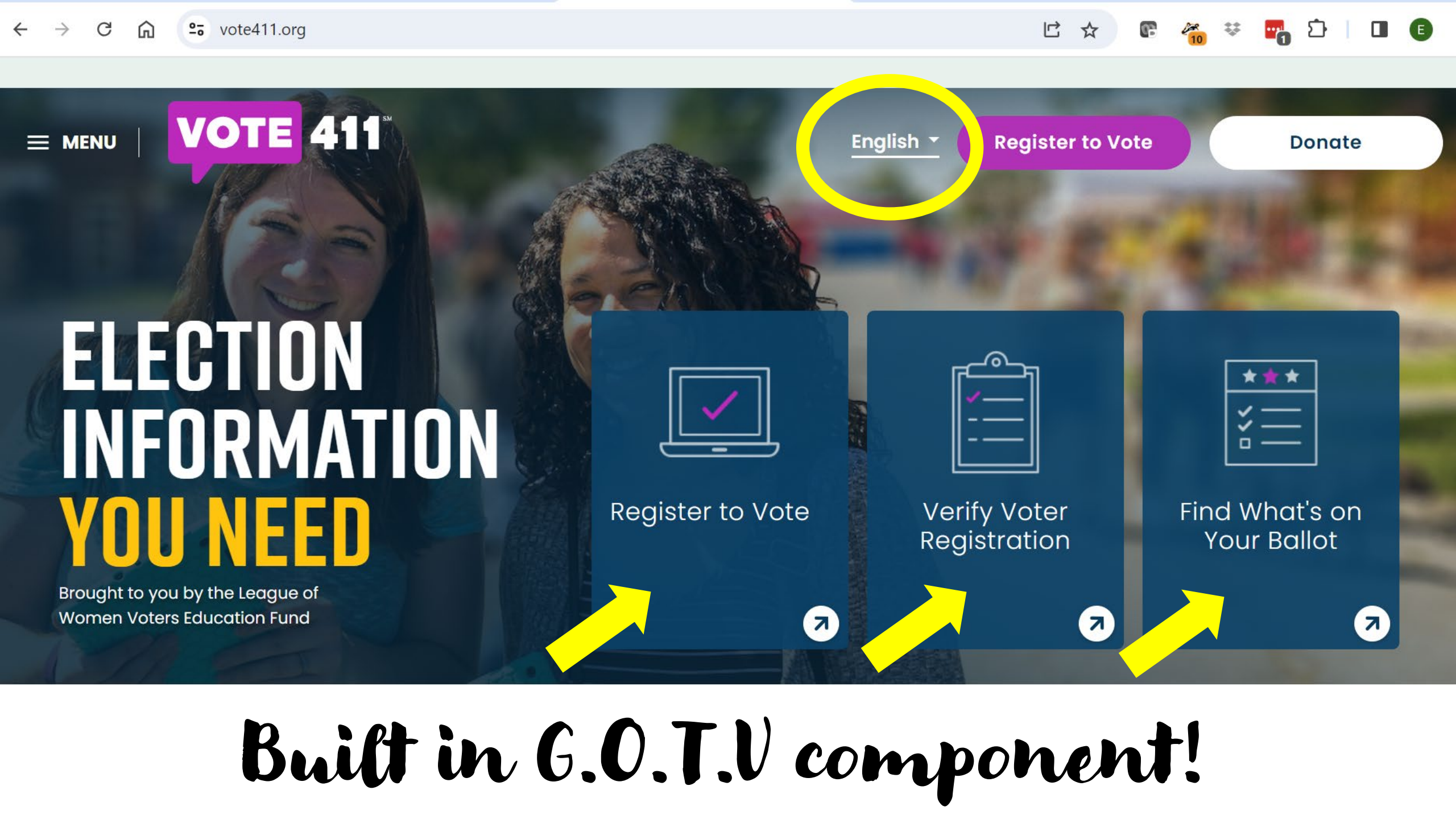
[Find Indiana Election Calendar here](#)





**VOTE 411**

VOTE411.org is powered by the League of Women Voters and is a "one-stop-shop" nonpartisan resource.



MENU

VOTE 411<sup>SM</sup>

English

Register to Vote

Donate

# ELECTION INFORMATION YOU NEED

Brought to you by the League of Women Voters Education Fund



Register to Vote



Verify Voter Registration





Find What's on Your Ballot

*Built in G.O.T.V component!*



# Indiana's Voter ID Law



- Display your photo.
- Display a name that CONFORMS to the voter registration record.
- Display an expiration date and either be current or have expired after the last General Election (Nov. 8, 2022).
  - \*Does not apply to Military ID
- Be issued by the State of Indiana or U.S. Government

# Make a Voting Plan

---

## FIRST TIME VOTER? WE'VE GOT YOU COVERED.

We've taken the guesswork out of voting for the first time. Follow our checklist and get prepared to go to the polls.

[www.vote411.org/first-time-voter-checklist](http://www.vote411.org/first-time-voter-checklist)



# Election Essentials Checklist

## Make A Voting Plan Today at VOTE411.org!

- Verify your voter registration before the deadline. (Oct. 7, 2024)
- Determine if you can vote absentee-by-mail and request/download a ballot application at VOTE411.org.
- In-person early voting is option for all voters. Verify early voting sites and hours at VOTE411.org.
- Election Day polls are open from 6AM-6PM. Which vote center is closest to you? \_\_\_\_\_
- Who is on your ballot? Use the VOTE411 candidate guide.
- How will you get to the polls? (Walk, Bus, Drive, Bike, Ride Share, etc.)
- Indiana requires voters show a photo ID at early voting & Election Day polls. What will you bring?  
IN Drivers License \_\_\_\_ IN State ID \_\_\_\_  
Military ID \_\_\_\_ Passport \_\_\_\_  
Publicly-Funded University ID \_\_\_\_

VOTE 411



LWV LEAGUE OF WOMEN VOTERS' OF INDIANAPOLIS

## 2024 ELECTION ESSENTIALS

To verify or update voter registration status, confirm (early) voting sites and more, go to [VOTE411.org](https://VOTE411.org). Need further assistance? Contact LWV-Indy at [voterservice@lwvindy.org](mailto:voterservice@lwvindy.org).

### NOVEMBER GENERAL ELECTION (2024):

- Oct. 7 Voter registration deadline.
- Oct. 8 In-person early voting *may* begin (varies by county). Ends at noon on Nov 4.
- Oct. 24 Absentee-by-mail ballot (ABS) request deadline. Voters must request a ballot by going to [VOTE411.org](https://VOTE411.org), [IndianaVoters.com](https://IndianaVoters.com), or by calling 317-327-5100. Ballot applications must include either an Indiana driver's license, State ID, or last-four digits of your Social Security number. OR a photocopy of the driver's license/State ID. Ballots should be returned by mail to the address provided or by hand to any voting location.
- Nov. 5 Election Day! Polls are open from 6AM to 6PM. Registered Marion County voters may vote at *any* vote center location in Marion County. **ABS ballots** must be received by 6PM on Election Day – postmarks do not count!

### INDIANA VOTER ID REQUIREMENTS

When voting in-person, voters must show an ID that meets these 4 requirements:

- 1.) Is issued by the State of Indiana or federal government.  
Indiana-issued driver's license or ID cards works great! So do state-funded public universities, if the 3 additional requirements below are met. Military IDs and passports are also acceptable. (Military IDs don't need an expiration date.)
- 2.) Has the voter's photo.
- 3.) The name *conforms* to the name in the voter registration records.
- 4.) Displays an expiration date that is current OR no older than the last General Election. (Nov. 8, 2022.)

**KNOW YOUR RIGHTS!** You should not automatically be denied the right to vote if your ID address does not match the pollbook. If the pollbook address is where you live – but your ID happens to be wrong – **YOU CAN STILL VOTE!** (Some exceptions apply if you've moved within 30 days of the Election.) You also have the right to vote with an EXPIRED ID if the expiration is no older than 11/8/22. Do not accept a provisional ballot without first asking the poll workers to call the Election Board. **Provisional ballots ARE NOT COUNTED** unless you appear before the Election Board within 10 days of the election. Make sure all options are exhausted before filling out a provisional ballot.

*Questions?*



# When Will I Know I'm Registered?

---

REMEMBER: For all our talk about "registering voters," we are only helping them complete a voter registration application. That application needs to be reviewed and processed by election officials before the voter is officially registered into Indiana's Statewide Voter Database. The voter typically receives a notice in the mail about 30 days after the application is received - this is another reason to turn in the paper forms as soon as possible!



# College Students

College students may register and vote in the following ways:

---

- 1.) at the Indiana address where they live while at school *OR*
- 2.) at the Indiana address where they live while not attending school.

Help them think through a voting plan

- Move their registration to their Indiana school address?
- Keep their registration at their "home" address and vote absentee?
- If attending out-of-state school, then probably vote absentee

[To update a voter registration address OR request an absentee ballot](#)



# First Time Voters in Indiana

---

First time voters who registered by mail are required to present documents at the polls that confirming their residency. Acceptable documents include:

- Indiana Driver's License or State ID with the voter's current name and address.
- Any current and valid photo ID that contains the voter's current name and address.
- A current utility bill, bank statement, government-issued check, paycheck, or any government-issued document with the voter's current name and address.

[IC 3-11-8-25.2]





# Absentee Voting

---

- There are 5 kinds of absentee (ABS) voting in Indiana:
  - By Mail (a reason is needed)
  - Early, in person (no reason needed)
  - Traveling Board
  - Military & Overseas Citizens
  - Voters with Print Disabilities (VPD)



# ABS: Mail, Traveling, & Military

---

- Different "request by" deadlines to be mindful of:
  - By-Mail: October 24, 2024 (11:59pm)
  - Traveling Board: November 4, 2024 (noon)
  - Military: November 4, 2024 (noon)


Ballots are never automatically mailed.

Voters must apply to receive an absentee ballot for *EACH ELECTION.*

# NEW ABS RULES

---

- [HEA 1334](#) – New Rules for ABS requests
  - NEW: County clerks CANNOT send any kind of absentee ballot application unless specifically requested by the voter or voter's family member. (Impact: Nursing Homes.)
  - NEW: All ABS ballot application requests must provide either:
    - Indiana DLN or State ID card number
    - Last 4 digits of SSN
    - Unique Voter ID number
    - *If none of those numbers*, then a photocopy of an acceptable ID



There is not a way to upload documentation when submitting an online request at IndianaVoters.com. Rather, voters must provide their DLN or SSN (or both) to the online form. These numbers must match either the DLN or SSN associated with the voter's registration.

Failure to provide a voter ID number or photocopy of an ID will result in a processing delay.

# ABS: By-Mail

---

- Ballots are never automatically mailed, and voters must apply to receive a ballot for EACH ELECTION.
- Voters must either apply [online](#) OR [download and print the absentee ballot form](#) by the deadline. (October 24, 2024 by 11:59pm)
- Recommendation: for assurance that the application reaches the Election Board, voters should apply [online](#)
- Paper applications must be RECEIVED by 11:59pm on October 24th. Postmarks don't count.
  - Voters must supply a DLN, State ID Card #, SSN (last 4 digits), or Unique Voter ID # when applying online. - RECOMMENDED OPTION, IF POSSIBLE.
- Voters must attest to one of 11 reasons the State of Indiana allows for absentee voting by mail.
- Prior to Election Day, ballots may be returned by mail or hand-delivered to the County Election Board or any early voting (satellite) location.
  - Hand-delivered ballots can only be submitted by the voter, voter's attorney, bonded courier, or member of the voter's household.
- Ballots must be RECEIVED by the County Election Board by 6PM on Election Day. Postmarks DO NOT count & ballots may be taken to vote centers on Election Day.
  - Voters may vote in-person on Election Day if they surrender their mailed ballot

# ABS: Return Envelopes

---

Where things often go wrong with ABS process is with the RETURN ENVELOPE.

Voters must follow the instructions exactly regarding how to fill out the return envelope.

Households may not return more than one ballot per envelope and the voter **MUST** sign the return envelope. Even hand-delivered ballots must be submitted in a signed return envelope.

- All ABS go through a bi-partisan signature review process comparing the signatures on the application (or SVRS/ePollbook) against the ballot return envelope. If the signature is missing or mismatched, the voter will be sent an affidavit to review and sign. This form can be emailed, mailed, or hand-delivered, but **MUST** be returned no later than noon, eight (8) dates after the Election.





# ABS: Early, In Person

Early voting is a form of absentee voting and works much like voting on Election Day. Voters must wait in line, check in with a poll worker by showing an ID, sign the e-pollbook, and then cast a ballot. Early voting ballots are NOT tabulated until Election Day.





# Who Is On My Ballot?

2024 is a presidential election year, but Indiana/Marion County residents will also be voting for:

- Governor & Lt. Governor
- Attorney General
- State Senate & House of Representatives
- County Treasurer, Surveyor, & Coroner
- Township Advisory Boards

The LWV-Indy is working with candidates now asking them to answer questions for our [VOTE411.org](https://VOTE411.org) candidate guide. Their responses should go live by October 8th. Responses will be provided in English and Spanish.

# Indiana Voter's Bill of Rights

Polls are open 6:00 a.m. to 6:00 p.m., local time

## You have the right to vote:

- in a free and fair election.
- privately and independently, in a voting booth that is free from any unauthorized intrusions.
- as an Indiana elector, if:
  - You are a U.S. Citizen; AND
  - You are a resident of Indiana; AND
  - You will be at least 18 years of age at the next General Election, November 8, 2022; AND
  - You are not currently in prison after being convicted of a crime; AND
  - You have lived in the precinct where you vote for at least 30 days before the election; AND
  - You are registered to vote.

## Indiana's Photo ID Law:

- You must present a government-issued photo ID to verify your identity before signing the poll list and casting a ballot. The document must meet the following requirements to qualify as a valid ID:
  1. Show the name of the individual to whom the document was issued (The name on the photo ID must coincide – but not necessarily be identical – to the name on the individual's voter registration record); AND
  2. Show a photograph of the individual to whom the document was issued; AND
  3. Except for certain military, veteran, or tribal documents, include an expiration date that shows the document (A) is not expired, or (B) expires after November 3, 2025; AND
  4. Be issued by the State of Indiana or the U.S. Government.

## • If 1. You are unable or decline to present the photo ID

**OR**

- A member of the precinct election board determines that the photo ID presented does not qualify as proof of identification;

a member of the precinct election board will challenge you.

After receiving a challenged voter's affidavit, prepared on the ballot security envelope (PRE-4 FORM and PRE-5 FORM), you must:

1. Sign the poll list (paper or electronic poll book); AND
2. Receive a provisional ballot.

## Using a Paper Ballot:

If you are using a paper ballot for an election or using a paper ballot during an absentee ballot request, the following apply:

1. Check your ballot to ensure that it has the initials of both poll clerks on the back and is not marked or damaged.
2. Make a voting mark, an "X" or "7" in the circle, or arrow to indicate the candidate or political party ticket to whom you wish to vote in the general election. If you cast a vote for a candidate on the appropriate location on the ballot, if you make a mistake, you should request a replacement ballot from the clerk.
3. Fold the ballot so that your choices are secret and so that the inside of the ballot is not visible.
4. Deposit the paper ballot into the ballot box.

## Using an Optical Scan Ballot:

1. Check your ballot to ensure it has the initials of both poll clerks on the back and is not marked or damaged.
2. Use the pen or pencil to shade in the oval, square, or circle (or connect the arrows) on the ballot to indicate the candidate or political party ticket for whom you wish to vote, or use a ballot marking device.
3. If you vote for a write-in candidate on the general election, clearly print or write the name of the candidate on the appropriate location on the ballot. If you make a mistake request a replacement ballot from the clerk.
4. Check your ballot to ensure that you have completely shaded in the symbols or connected the arrows on the ballot. You have made using the ballot marking device are accurate.
5. Fold your ballot through the scanner, or place your ballot inside the envelope provided so that your votes are secret.
6. If your ballot is the wrong color, deposit your ballot in the ballot box or at the judge to deposit your ballot for you.

## Using a Direct Record Electronic Voting Machine:

1. Touch the indicated location on the screen to vote for the candidate or on a general election, the political party ticket for whom you wish to vote. If you vote for a write-in candidate in the general election, you must write the name of the candidate on the appropriate voting system screen.
2. Check to make certain you have reviewed the screen on the voting system screen and voted in each of the races for which you wish to vote.
3. Touch the indicated location on the screen to cast your ballot.
4. If you require the audio enabled features of the machine, please ask BOTH judges to assist you with activating those features.

## Fail-Safe Procedures

If your name does not appear on the poll list, you are still allowed to vote if one of the following fail-safe procedures applies to you:

1. **Certificate of Error** - If your name does not appear on the poll list because of an error by the county, the county must issue a Certificate of Error before you are allowed to cast a regular ballot.
2. **Written Affidavits** - If, at one time, you were registered to vote in this precinct, but your name no longer appears on the poll list, and you are willing to sign a written statement (or make an oral affirmation in the presence of the inspector or one of the judges) that you will live at the same address, then you may cast a regular ballot.
3. **Receipt from Voter Registration** - If your name does not appear on the poll list, but you have a receipt from a voter registration agency indicating that you applied to register with the registration period now still open (within the last 29 days before the election), and the county voter registration office does not have any record of receiving the application or has a record of approving the application, then you may vote a regular ballot after the information on your receipt is recorded on the poll list and you fill out a voter registration application.

## More Fail-Safe Procedures:

If your name is on the poll list but the name or address listed does not match your current name or you do not qualify to vote if one of the following fail-safe procedures applies to you:

1. **Moved but still live in the same county and congressional district** - If you moved to another precinct that is still in the same county and congressional district regardless of when you moved, you may vote a regular ballot at your old precinct one last time. You must sign an affidavit provided by local election officials or make an oral affirmation of these facts in the presence of the precinct election board before proceeding to vote.
2. **Name Change** - If you are on the poll list but it has changed (example: due to marriage, divorce or adoption), you may vote a regular ballot if you sign the poll book with the new name or if an election official is used, signing an affidavit provided by election officials.
3. **Moved but still live in the same county and congressional district** - If you moved to another precinct in Indiana less than 30 days before the election, you may vote a regular ballot at your old precinct, one last time, by signing an affidavit provided by local election officials or make an oral affirmation of these facts in the presence of the precinct election board before proceeding to vote.
4. **Moved within the State of Indiana less than 30 days before the election** - If you moved to another precinct in Indiana less than 30 days before the election, you may vote a regular ballot at your old precinct, one last time, by signing an affidavit provided by local election officials or make an oral affirmation of these facts in the presence of the precinct election board before proceeding to vote.
5. **Moved outside the State of Indiana less than 30 days before the election** - If you moved from an Indiana precinct to a new residence outside of Indiana less than 30 days before Election Day, you may vote at your old precinct one last time by signing an affidavit provided by local election officials. However, you will only be given a ballot to vote for president and vice president.

## Provisional Ballots:

There are several situations in which you may be required to cast a provisional ballot as a voter:

1. You lack the requisite photo identification.
2. Your name appears on the poll list, but you have been challenged as not eligible to vote at the precinct for some other reason even as to writing by the person who challenges your eligibility to vote.
3. An order has been issued by a court compelling the voter that the polls must remain open.

Your provisional ballot allows you to cast a vote if:

1. There is a question about your qualification to vote at the precinct (for example, you are not on the poll book, which is not resolved by a fail-safe procedure and you believe you are qualified to vote at the precinct); or
  2. You have been challenged as not qualified to vote at your precinct (for example, you did not have photo identification).
- A person may not challenge the right of an individual to vote at the precinct solely on the basis of the individual's:
1. Enrollment in an educational institution; or
  2. Being affiliated, married, or cohabiting with an individual;
  3. Registration to vote at an address that is housing provided for inmates by the institutional institution;
  4. Actual or perceived affiliation with a political party; or
  5. Support or opposition to a candidate or the election of a public question.

Your provisional ballot will be kept separate from the other ballots cast in that precinct. After Election Day, the county election board will decide whether you were qualified to vote at that precinct and whether your ballot should be counted.

If you cast a provisional ballot, you have until noon, 10 days after the election to follow up with the county election board and either provide the necessary documentation or affirm one of the options ID Law's exemption applies to you.

You will be able to contact your county election board after Election Day to find out whether your ballot was counted, and if it was not counted, why not.

## How do you cast a provisional ballot?

Generally, the same rules and procedures that apply to casting a traditional paper ballot apply to casting a provisional ballot, but there are some special procedures that are unique to casting an absentee ballot.

1. You must mark the provisional ballot privately, unless you are assisted or supervised and request it.
2. You enclose the provisional ballot inside a provisional ballot security envelope provided for this purpose (Form PRE-2) and seal the envelope.
3. You return the sealed envelope, with the ballot inside, to the inspector.
4. It is important for both the voter and the challenger to complete both sides of the provisional ballot envelope (PRE-2 FORM and PRE-3 FORM). This information is used by the county election board to determine whether the voter is eligible to vote. Absentee or emergency information may prevent a properly cast ballot from being counted.

## Other Voter Protections:

**Voters Needing Assistance:**

1. A voter may be assisted in the voting booth ONLY if:
  - The voter is unable (physical or temporary) or not able to read or write the English language; AND
  - Is blind or visually impaired.

If requested, the following individuals may assist a voter:

1. The voter's spouse, relative or friend; However, you may NOT designate your employer or union representative.
2. If you request assistance but do not designate someone due to help you, you may request that a poll worker assist you with the voting booth to assist the voter.

• **Completion of the Affidavit of Voter Assistance at the Polls** - Any person providing assistance to a voter (including the judge) must complete the Affidavit of Voter Assistance at the Polls (PRE-3) BEFORE allowing the voting booth to assist a voter.

**Accessible Polls:** You have the right to a polling place that is accessible to a person with disabilities.

**Traveling Voting Boards:** If you are confined due to illness or disability, you have the right to vote absentee at your place of confinement before a traveling absentee voting board.

**Spilled Ballots:** Your ballot is "spoiled" if you vote for too many candidates running for the same office or if you vote by mistake for a candidate for whom you did not intend to vote. If you spoil your ballot, you have the right to return the spoiled ballot to the inspector and receive another ballot in order to cast a vote at that election.

## Overvoting:

If you vote for too many candidates in a single office, then your vote for that particular office will not be counted. However, any valid marks remaining on your ballot will be counted. If you cast more than one "single party" vote in the election, your vote will not be counted for any candidates for any office listed under any party ticket.

Please follow instructions on the Spoiled Ballot section above if you require a replacement ballot before casting your ballot.

## Waiting at the Polls at Closing:

If you have begun the process of voting, or are in line waiting to vote at 6:00 p.m. or discontinued by a precinct election official designated by the election count clerk, you have the right to cast a regular ballot in that election, if otherwise qualified.

## Mail-in Registrations and First-Time Voters:

If you submitted an application to register to vote by mail between January 1, 2013, and January 1, 2016, and have not previously voted in the county, you must provide additional residence documentation to the county voter registration office prior to voting to verify your residence.

If you submitted an application to register to vote by mail after January 1, 2016, and have not previously voted in the county, you must provide additional residence documentation to the county voter registration office prior to voting to verify your residence.

The identification documentation required may be either (1) a current and valid photo identification or (2) a current utility bill, bank statement, government check, paycheck, or other government document that shows your name and address (at the address shown on your registration).

Identification documents may be submitted in the mail with the registration application, in person at the county voter registration office, or at the polls, but **not later than the close of polls on Election Day.**

The additional documentation requirement does not apply to an absent residential services voter or overseas voter or an individual entitled to vote an absentee ballot under federal law due to a determination by the election division that a permanent or temporarily accessible polling place cannot be provided for that individual or for any other reason under federal law.

## You have the right to free and fair elections:

**Vote Fraud:** If you knowingly vote at an election when you are not authorized to vote, you are committing a felony and can be fined up to \$10,000, fined for up to two and one-half years, or both. Please be aware of the following prohibited acts of fraud and misrepresentation:

- You must not vote more than once in an election (please note that this does not include voting a replacement ballot after a spoiled ballot was invalidated).
- You must not purchase or obtain unlawfully false or fraudulent voter registration applications in any election.
- You must not purchase or obtain unlawfully false, fraudulent, or fictitious ballots in any election.
- You must not pay, offer to pay or accept payment for voting, registering to vote, withholding a vote, or voting for or against any candidate in any election.
- You may not make any false statement of dates that you are a citizen of the United States in order to register to vote in any federal, state, or local election.

## Primary Elections:

If you are affiliated with the Democratic Party or the Republican Party, you are entitled to vote for candidates of that party at the primary election. However, you must remain with that party and be affiliated with by adding the poll workers for the ballot of that party. You may only vote for candidates in the party whose ballot you select.

If you are not affiliated with either of those parties, you are still entitled to vote in public questions that is held in the same day as the primary without adding for a party ballot. However, you are not eligible to vote in a public question (held in a closed room) if you moved out of the school corporation but seek to use one of the fail-safe procedures to vote at your old precinct one last time.

## Who to Contact If Your Rights Have Been Violated:

If you feel your rights have been violated and if you have been witness to any form of voter fraud, please contact any of the following local, state, or federal offices:

**Indiana Secretary of State and Indiana Election Division HAVA Fraud and Accessibility Complaint Line**

(866) 763-VOTE (686-81-5673); HAVA staff will be on hand to answer calls from 6:00 AM to 6:00 PM (Eastern Standard Time) on Election Day and from 8:00 AM to 4:30 PM on regular business days.

**Indiana Disability Rights**

Voices with disabilities providing assistance regarding accessibility issues may also contact Indiana Disability Rights at:

476 North Riverside Avenue, 6222 Indianapolis, IN 46220

Voice (317) 222-5555 | Toll Free (800) 625-4845

TDD (800) 633-1211

**Indiana Election Division**

Director (317) 232-3939 | Toll Free (800) 622-4041

**Federal Department of Justice**

Civil Rights Division (202) 305-2870 or (800) 253-3011

Public Integrity Section, Election Crimes Branch (202) 534-1178

**Indiana State Police**

Civil Rights and Community Relations Division (317) 232-4338

**County Election Board** (to be filled in by the county)

# Hoosier Voters Have the Right ...

- To a free & fair election.
- To various "fail-safe procedures" to ensure the ability to vote. (e.g., Certificate of Error, Name Changes, Recently Moved, etc.)
- To a provisional ballot AS A LAST RESORT.
- Provisional ballot should NEVER be the first solution proposed.

Indiana Voter's Bill of Rights - English & Spanish

Prepared by the Indiana Department of State and  
Indiana Election Division on May 11, 2022.  
Revised Indiana Voter's Bill of Rights  
and Indiana Election Division on May 11, 2022.  
and Indiana Election Division on May 11, 2022.



# Challenges

---

Poll workers and party officials may challenge a voter's qualification to vote if they believe the voter is not properly registered or does not have a valid ID.

Voters may not be challenged solely based on their

- 1.) enrollment in an educational institution,
- 2.) registration tied to student housing (i.e, "living in a dorm"),
- 3.) actual or perceived affiliation with a political party, or
- 4.) support or opposition to a candidate or the adoption of a public question.



# What is a "conforming" name?

---

Conform  $\neq$  Identical

Robert = Bob

LaTasha = Tasha

Jen = Jennifer

DeShawn = Shawn

# The Chute

---

The "chute" is a pathway that extends 50 feet in length, measured from the entrance to the polls. This is the line to vote as designated by election officials where no campaigning may take place. If you are in line waiting to vote at 6pm as determined by a precinct election official, you maintain the right to cast a vote. Stay in line until you have voted!



Be  
informed.  
Vote  
informed.



**VOTE 411**

ELECTION INFORMATION YOU NEED

# Voting Materials

---

Voters may bring materials with them - including sample ballots from [VOTE411](#) -- into the voting booth.

Voters should remove all materials from the poll booth when finished voting.

# Voters with Disabilities

---

Before entering the voting booth, voters with disabilities may request assistance from a relative, friend, or poll workers by filling out an Affidavit of Voter Assistance. Voters with disabilities may also ask for assistance in enabling a voting machine's audio features.

Voters also have the right to complete the process on their own with no assistance.

Voters with disabilities may also contact Indiana Disability Rights at (317) 722-5555 (voice), (800) 622-4845 (toll free), or (800) 838-1131 (TTY) to learn more.



# Rights Violations

---

If you feel your voting rights have been violated, please contact:

- Election Protection at 1-866-OUR-VOTE
- HAVA Fraud and Accessibility Grievance Line at 866-461-8683
- Indiana Election Division at 317-232-3939
- Federal Department of Justice Civil Rights Division at 800-253-3931, and/or
- Marion County Election Board at 317-327-5100

# One stop shop for election websites

Candidate information

<https://www.vote411.org/indiana>



- Register to vote
- Verify your registration
- Apply for an absentee ballot

<https://indianavoters.in.gov/>



Marion County Election  
information

<https://vote.indy.gov/>



Be a Marion County pollworker

<https://indy.pollchief.com/pollaccess/>



**Poll Worker Portal**

# Questions?

---

- LWV-Indy: [communication@lwwindy.org](mailto:communication@lwwindy.org) or follow us on Facebook & Instagram @LWVIndy
- Indiana Election Division: 317-232-3939 or [elections@iec.in.gov](mailto:elections@iec.in.gov)
- Marion Co. Election Board: 317-327-5100 or [elections@indy.gov](mailto:elections@indy.gov)

**LWW**<sup>®</sup>

